


# MxS CASINO MARKING SYSTEM




The four leaves of the first fully visible rose in the lower left corner tell you the suit.

From left to right:

- ♠ when the first leaf is the biggest.
- ♥ when the second leaf is the biggest.
- ♣ when the third leaf is biggest.
- ♦ when the fourth leaf is the biggest.

There is a simple mnemonic to remember which suit is in which place:

- ♠ has one sharp tip - first place.
- ♥ has of two roundings - second place.
- ♣ has three circles - third place.
- ♦ has four edges - fourth place.



The next 12 leaves on the next three roses to the right tell you the exact value.

From left to right:

First rose: Ace to 4

Second rose: 5 to 8

Third rose: 9 to Queen

When all the leaves are small you know it is a King.

You can see the Queen of Hearts now when you look at the image below.

Second leaf on the very first rose in the left corner is the biggest and the last, twelfth rose as well.



The structure makes it easy to remember the system.

However, since it is not a "reader back", you rarely see which card it is in a fraction of a second.

Unless you have eagle eyes, you will not be able to see the value of the card across the table either.

But that is also not what the system was designed for.

The main idea of the system is that you can see the value of the card when you spread the cards in your hand or on the table before the spectator picks a card. You can also give the cards as a souvenir without fear that a layman will recognize the markings.


The marking system was designed for magic and is for entertainment purposes only. In other words, if you use it in any other way and get punched in the face for it, we'll disassociate ourselves from it.

Much love

Madison x Schneider



remedies.cards



madison.cards



blackroses.cards